

Cubicle & Washrooms Systems



Integrated plumbing systems especially for schools and colleges

STAPLETONS
UK LIMITED

CUBICLE & WASHROOM SYSTEMS

Cubicle & Washroom Systems

Using high quality materials, Stapletons (UK) LTD are able to design and supply a range of shower, washroom and toilet cubicle systems aimed at the education, health and retail markets.

Our range of units feature a choice of laminated boards to suit individual applications and are complimented with fittings that are both durable and safe.



Shower cubicles at Wreake Valley College

For education applications we offer low height curved doors and the option of low height partitions providing privacy but allowing supervision if needed.



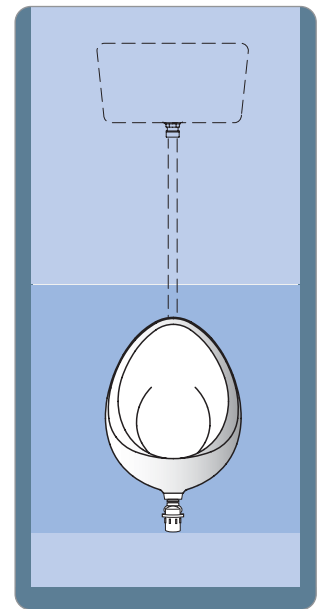
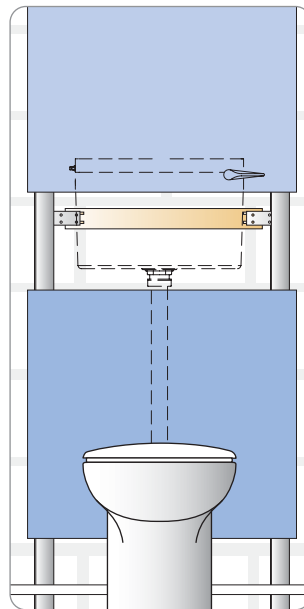
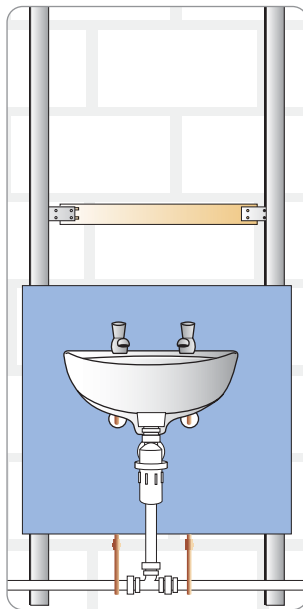

Toilet cubicles at Wreake Valley College

Contrasting or complementary radiused edged lippings complete the panel system.



Toilet cubicles at St. Patricks R.C. School

CPS Installation



We offer "flat pack" or pre-plumbed washroom or toilet cubicle systems, to meet your individual requirements.

All pre-plumbed systems are subject to pressure testing prior to delivery.

No visible fixings Universal Access Easy to maintain Quality assured

Sanitary Ware

Working in partnership with recognised sanitary ware manufacturers we are able to offer a complete range of well proven and durable products to complement your washroom system.



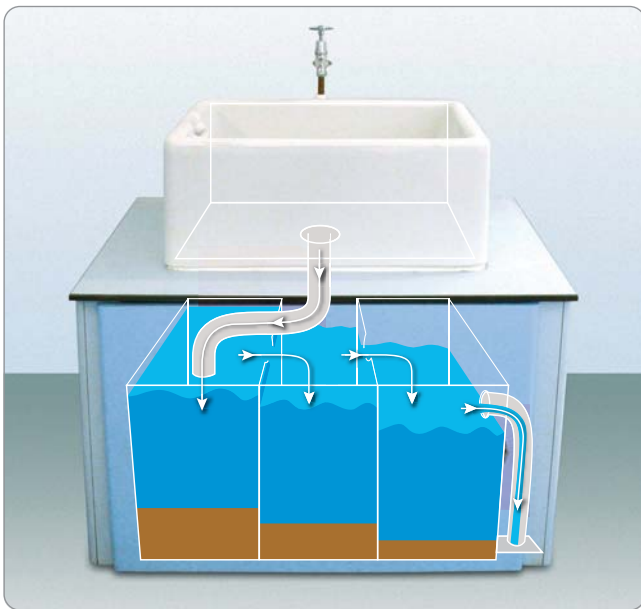
Standard CPS Urinal System

The solid and robust design of our Concealed Plumbing System (CPS) makes it appropriate for anti vandal use. Our sanitary ware is available in a choice of heights for different educational needs.



Wash basin unit at Wreake Valley College

Boot Sinks



Boot Sinks are the perfect addition to any changing room, offering the sports person the opportunity to clean their footwear before taking it home.

Our unique integral chamber filtration system minimises maintenance costs caused by drainage blockage.



a



b



c

a: Semi recessed sink unit
b: Fully inset sink unit
c: Standard toilet unit

Colours available in HPL

Choose from a broad colour range of High Pressure Laminates. The 19mm thick laminates have a Moisture Resistant MDF core creating a product that offers a hard wearing and hygienic finish.

Compact *colours available in Compact

A high performance, self supporting solid grade 12mm laminate with two decorative faces and a black core, offering exceptional resistance to impact and moisture, suitable for wet and dry environments.



* E 028 FA
Erable
Nordique



* H 025 FA
Pommier de
Honfleur



* A 057 FA
Auline
Naturel




* M 091 FA
Merisier
Ambré



* R 036 FA
Rouge
Cerise




* G 031 FA
Genêt




* C 017 FA
Coquille
d'Œuf



F 2296
Snow White



F 2774
New
Magnolia



* B 015 FA
Blanc
Menuires



* C 030 FASURF
Cosmic Beige



* F 049 FASURF
Fresco Gris



* F 050 FASURF
Fresco Rose



* N 049 FASURF
Nova Argile



* F 048 FASURF
Fresco Bleu



* N 022 FASURF
Nova Lilas



F 1484
Steel



F 7912
Storm



* M 001 FASURF
Maryland
Clair




* C 031 FASURF
Cosmic Vert



* A 036 FA
Amandine



* V 011 FA
Vert d'Eau




* B 048 FA
Bleu Oslo



* B 086 FA
Bleu
Caraïbes



* N 023 FASURF
Nova Saphir



F 5493
Artic Blue



F 7884
China Blue



* G 029 FA
Gris
Tourterelle



* F 051 FASURF
Fresco Vert



* N 028 FASURF
Nova Mousse



* M 047 FA
Mousse



* G 003 FA
Gris Perle



* M 003 FASURF
Maryland
Foncé



K 2086
Isadora



F 5491
Cameo Pink



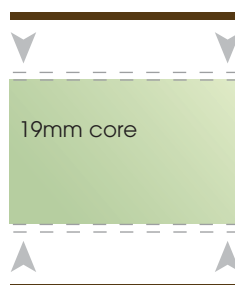
F 2824
Blaze Red

Panel Types

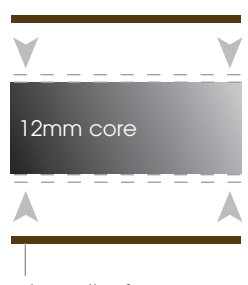
We use a combination of solid grade 12mm laminated boards and 19mm High Pressure Laminated (HPL) boards with a Moisture Resistant MDF core which are durable and suitable for wet and dry environments.

Colours reproduced in this brochure are as accurate as the printing processes permit

High Pressure Laminate board



Compact board




Lipping Colours

All of the exposed edges of the panels are finished with 3mm factory applied PVC radiused lipping using Polyurethane adhesive which is fire, moisture and chemical resistant.



F 7949
Soft White



F 7934
Pearl



F 7927
Folkstone



0166M
Red



Available in 13 shades of red.
(call for more samples)




F 2253
Diamond
Black



F 2581
Pale mint



F 7433
Marina



0166M
Pale Yellow



Available in 15 shades of yellow.
(call for more samples)



K 4168
Campanula




F 2828
Tropical Blue



F 0233
Heather



0204
Blue



Available in 8 shades of blue.
(call for more samples)



F 2962
Clementine



K 3210
Levante



F 4155
Sun




0573
Green



Available in 7 shades of
green. (call for more samples)



K 3213
Primrose



F 7882
Pale Gold



G801
Grey



Available in 40 shades of grey.
(call for more samples)

Fittings

We offer a high quality, reliable range of fittings that compliment our laminates.

Fittings can be supplied in a range of powder coated finishes as an option.



Pillar taps



Mixer taps



Flushing button



Flushing lever



Charcoal Pedestal



Charcoal Hinge



Silver Fixing Cleat



Silver Pedestal



Silver indicator Bolt





For more information, please contact our sales team on
0116 260 6909

Company Overview

With over 40 years experience of providing joinery solutions to the public and private sectors, we have recently reinvested in the latest manufacturing and finishing equipment to offer a wide range of standard and bespoke washroom and toilet cubicle systems.

With our personalised approach to your business we provide architects, contractors and end users with a high quality range of proven products with reduced lead in and delivery times.

STAPLETONS
— UK LIMITED —

Queniborough Industrial Estate 1489 Melton Road, Queniborough, Leicester. LE7 3FP
Telephone: **0116 260 6909** Facsimile: **0116 264 0165**